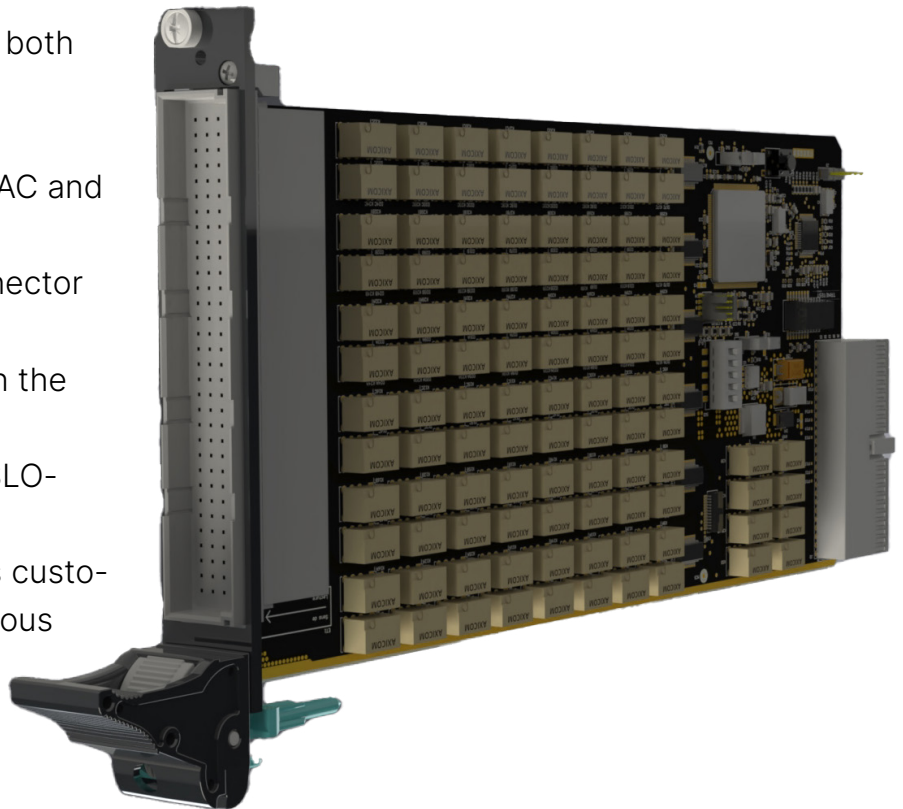


KEY FEATURES

- 2-pole, 24-channel, 2 banks
- All channels are accessible by both buses, allowing self-testing
- 2A hot or cold switching
- Switch up to 220 VDC / 250 VAC and up to 60w max power
- Simple 160-pin DIN Male Connector
- LabView driver supplied
- Poles are accessible from both the front and rear connectors
- Compatible with the CHAS-8SLO-4U-01 chassis
- Highly adaptable for effortless customization to accommodate various configurations



DESCRIPTION

The **TT-MUX-24C-2P-2B-01** Multiplexer module is a 2-pole 24-channel, 2-bank configuration. It features high quality electro-mechanical signal relays enabling each channel to switch current up to 2A and voltage 220VDC / 250VAC.

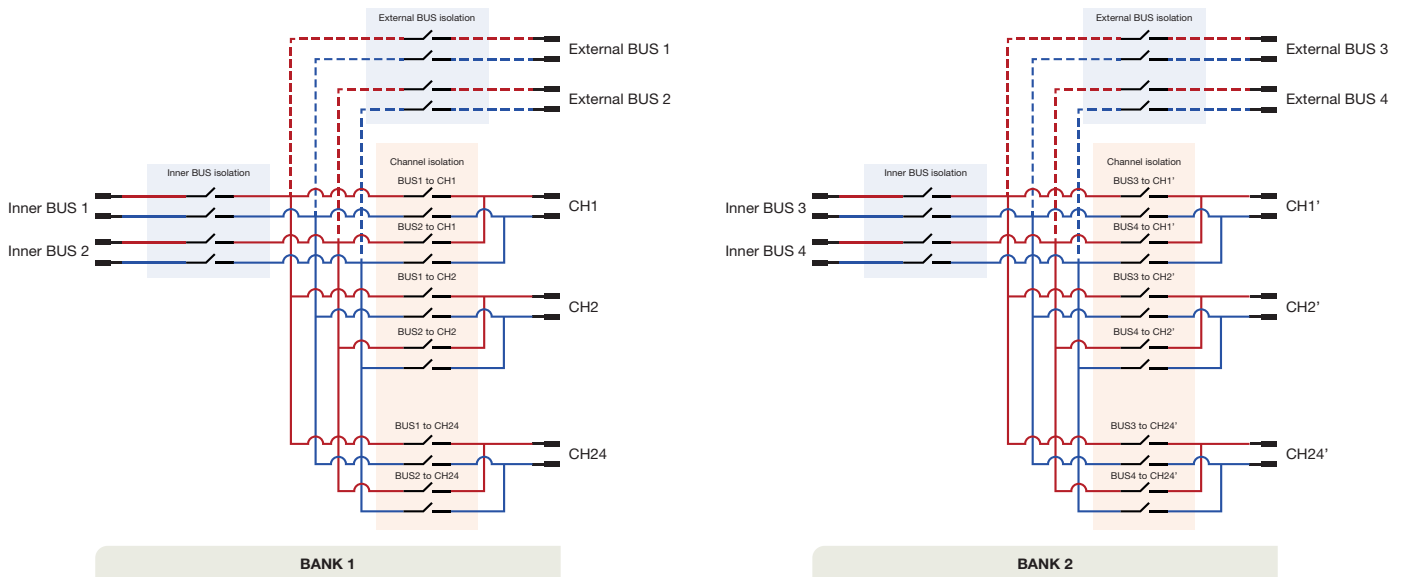
TT-MUX-24C-2P-2B-01 is the perfect solution for signal routing in an automatic test equipment, it is allowing access to 48 channels.

This module is specifically designed for use with Tame-Test's **CHAS-8SLO-4U-01** chassis. When combined with the chassis and utilizing all 8 modules, it enables up to 12 instruments connected to the chassis's back panel to access all channels within the multiplexers. This results in a total capacity of up to 384 channels.

The module is supplied with a LabVIEW driver, ensuring compatibility for integration into test sequence software. Additionally, it can be controlled using native SCPI commands.



HARDWARE CONFIGURATION



TECHNICAL SPECIFICATIONS

SWITCHING SPECIFICATIONS

Switch time	Electro-mechanical
Max Switch Voltage	220 VDC / 250 VAC
Max Power	62.5 VA, 60W
Max Switch Current	2A
Max continuous carry current	2A
Initial on path resistance	<50mΩ at 10mA/30mV
Minimum voltage	100μV

Differential thermal offset	<10μV
Operate time	<2ms
Operate Time Release time	typ. 1 ms, max. 3ms
• without diode in parallel	typ. 1 ms, max. 3ms
• with diode in parallel	typ. 3 ms, max. 5ms
Bounce time max	typ. 1 ms, max. 5ms
Expected life (operations)	
• resistive, 125 VDC / 0.24A - 30 W	min. 5x10 ⁵ operations
• resistive, 220 VDC / 0.27A - 60 W	min. 1x10 ⁵ operations
• resistive, 250 VAC / 0.25A - 62.5 VA	min. 1x10 ⁵ operations
• resistive, 30 VDC / 1A - 30 W	min. 5x10 ⁵ operations
• resistive, 30 VDC / 2A - 60 W	min. 1x10 ⁵ operations

POWER SPECIFICATIONS

Input voltage	5-12 VDC
Power Rating	0.6-6 W

CONNECTORS

J1 Front panel connector	ERNI 384298
--------------------------	-------------

OPERATING CONDITIONS

Operating temperature	0°C to +55°C
Humidity	Up to 90%
Altitude	5000 m

SAFETY, CE & ROHS COMPLIANCE

TT-MUX-24C-2P-2B-01 chassis is fully CE compliant and meet applicable EU directives, Low Voltage Safety directive EN61010-1:2010 and EMC directive EN61326-1:2013

TT-MUX-24C-2P-2B-01 chassis is also compliant the European Restriction of Hazardous Substances directive (RoHS).

PRODUCT CUSTOMIZATION

The TT-MUX-24C-2P-2B-01 multiplexer can be customized: number of poles and channels, bank configuration.


For further information, please contact us.

MECHANICAL SPECIFICATIONS

Slot type	Single Slot (3F)
Height	3U
Length	220 mm
Weight	215 g

STORAGE & TRANSPORT

Operating temperature	-20°C to +75°C
Humidity	Up to 90%
Altitude	15000 m



FRONT CONNECTOR PINOUT

	A	B	C	D	E
1	CH1_N	CH2_N	EARTH	CH3_N	CH4_N
2	CH1_P	CH2_P	EARTH	CH3_P	CH4_P
3	CH5_N	CH6_N	EARTH	CH7_N	CH8_N
4	CH5_P	CH6_P	EARTH	CH7_P	CH8_P
5	CH9_N	CH10_N	EARTH	CH11_N	CH12_N
6	CH9_P	CH10_P	EARTH	CH11_P	CH12_P
7	CH13_N	CH14_N	EARTH	CH15_N	CH16_N
8	CH13_P	CH14_P	EARTH	CH15_P	CH16_P
9	CH17_N	CH18_N	EARTH	CH19_N	CH20_N
10	CH17_P	CH18_P	EARTH	CH19_P	CH20_P
11	CH21_N	CH22_N	EARTH	CH23_N	CH24_N
12	CH21_P	CH22_P	EARTH	CH23_P	CH24_P
13	BUS1_N	BUS1_N	EARTH	BUS1_N	BUS1_N
14	BUS1_P	BUS1_P	EARTH	BUS1_P	BUS1_P
15	BUS2_N	BUS2_N	EARTH	BUS2_N	BUS2_N
16	BUS2_P	BUS2_P	EARTH	BUS2_P	BUS2_P
17	BUS3_N	BUS3_N	EARTH	BUS3_N	BUS3_N
18	BUS3_P	BUS3_P	EARTH	BUS3_P	BUS3_P
19	BUS4_N	BUS4_N	EARTH	BUS4_N	BUS4_N
20	BUS4_P	BUS4_P	EARTH	BUS4_P	BUS4_P
21	CH25_N	CH26_N	EARTH	CH27_N	CH28_N
22	CH25_P	CH26_P	EARTH	CH27_P	CH28_P
23	CH29_N	CH30_N	EARTH	CH31_N	CH32_N
24	CH29_P	CH30_P	EARTH	CH31_P	CH32_P
25	CH33_N	CH34_N	EARTH	CH35_N	CH36_N
26	CH33_P	CH34_P	EARTH	CH35_P	CH36_P
27	CH37_N	CH38_N	EARTH	CH39_N	CH40_N
28	CH37_P	CH38_P	EARTH	CH39_P	CH40_P
29	CH41_N	CH42_N	EARTH	CH43_N	CH44_N
30	CH41_P	CH42_P	EARTH	CH43_P	CH44_P
31	CH45_N	CH46_P	EARTH	CH47_P	CH48_P
32	CH45_P	CH46_P	EARTH	CH47_P	CH48_P

